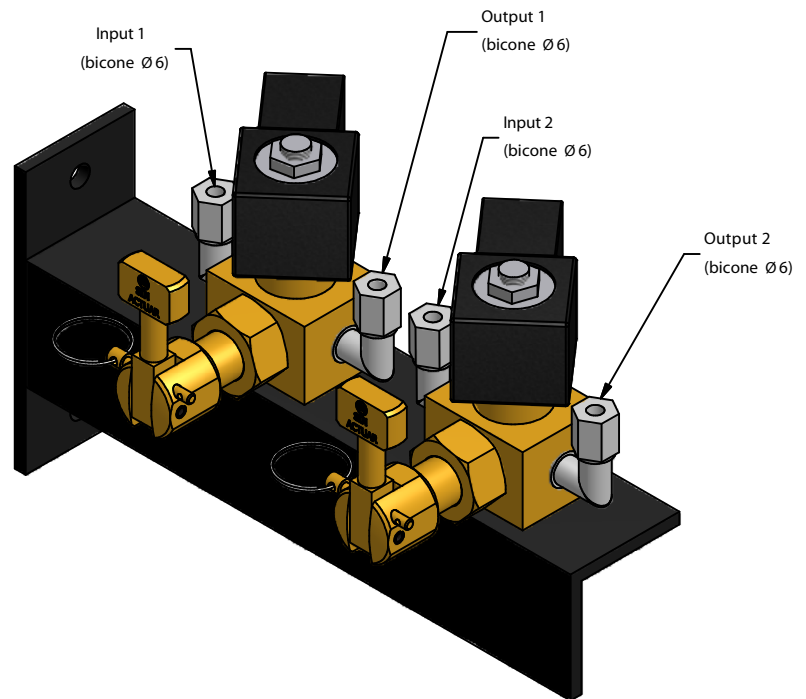
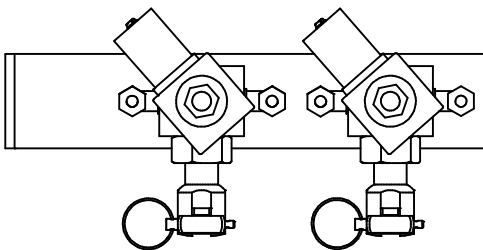
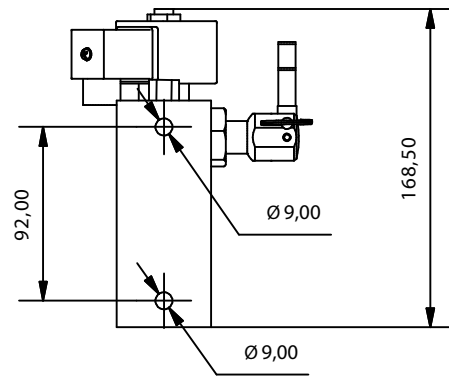
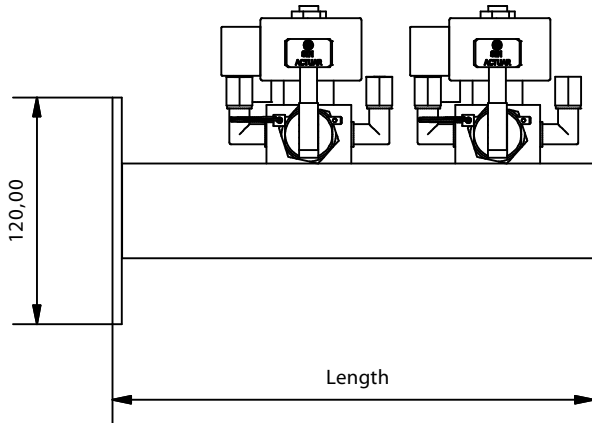




# TRIGGER SYSTEM FOR VALVES DIRECTIONAL

## AEX/SDRx

Reference	Quantity	Length
AEX/SDR2	2	255 mm
AEX/SDR3	3	355 mm



Specifications	
Name	Value
Body material	Brass
Finished	Black paint (RAL 9005)



Av. Alfonso Peña Boeuf, 6 y 9  
 28022 MADRID - ESPAÑA  
 TEL: +34 913121656  
 FAX: +34 913295820

### DATA SHEET

#### TRIGGER SYSTEM FOR VALVES DIRECTIONAL

Description: The trigger system for directional valves is responsible for selecting the directional that corresponds to the risk to be protected.

Code sheet:	Group sheet:	Reference:	Drawn:	Date:	Revised:	Date:	Review:	Format:
AEX-FTC-02-035	CO2	VER TABLA	DCM	28/04/2016	MRC	28/04/2016	1	A4